

D-SUB TO PHONE JACK ORDERING CODE

PDI- 15 S - 8 P 8 C [] - S

NUMBER OF D-SUB CONTACTS =09
=15
=25

GENDER MALE =S
FEMALE =R

NUMBER OF POSITIONS =4
=6
=8
=10

NUMBER OF CONTACTS =2
=4
=6
=8
=10

BODY COLOR GRAY = BLANK
BLACK = B

SCREW TYPE THUMB SCREW = BLANK
STANDARD PHILLIPS SCREW = S

6

5

4

3

2

1

MATERIAL & FINISH:

Shell: Steel, Tin plating.

Contacts: Brass or Phosphor Bronze, Gold plating over Nickel.

Insulator: PBT & glass fiber reinforced, UL 94V-0.

D-SUB	A	B	C
09 PIN	49.3	32.8	19.6
15 PIN	39.3	41.5	23.0
25 PIN	39.3	55.0	34.0

ELECTRICAL SPECIFICATIONS:

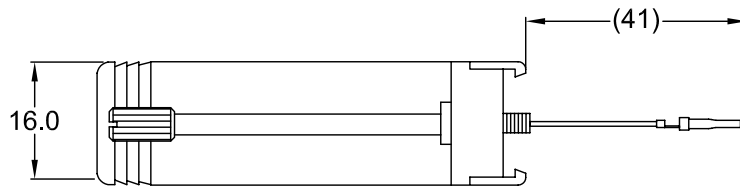
Rated Current: 3A

Rated Voltage: 300 VDC

Insulator Resistance: 3000 Mohm min. at 500 VDC

Contact Resistance: 15 mohm max.

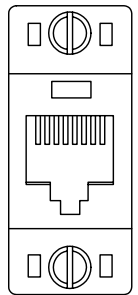
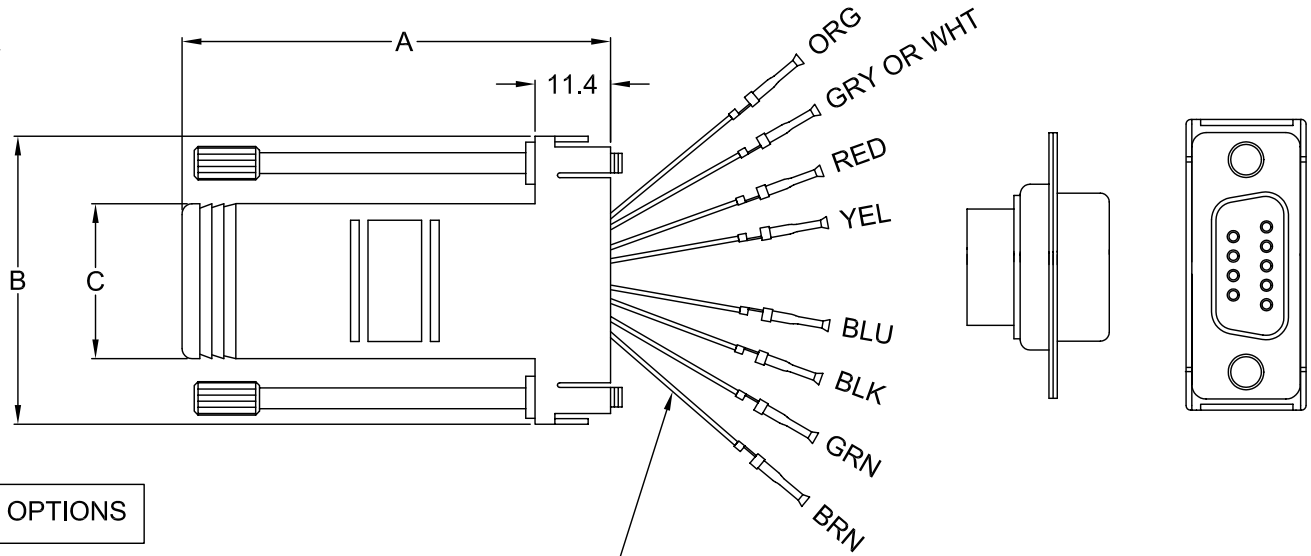
Dielectric Withstanding Strength: 1000 VAC for 1 minute



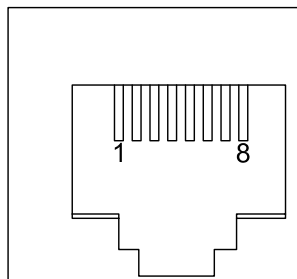
ENVIRONMENTAL:

Operating Temperature: -55°C to 105°C

NOTE: Replace first XX in part number with number of D-sub positions.



-XPXCX-X: SEE ORDERING CODE FOR OPTIONS



WIRE DESIGNATION		
POS #		COLOR
1	———	BLU
2	———	ORG
3	———	BLK
4	———	RED
5	———	GRN
6	———	YEL
7	———	BRN
8	———	GRY OR WHT

TOLERANCE UNLESS OTHERWISE SPECIFIED	
X	± 1
X.X	± 0.4
X.XX	± 0.20

Power Dynamics, Inc.
Phone: 973 560-0019 Whippany, New Jersey Fax: 973 560-0076

PART: D-SUB TO PHONE JACK
FEMALE

DRAWN BY	DF	DATE:	2/17/06
CHECK BY		DATE:	
APPR BY		DATE:	

PART #: PDI-XXR-XPXCX-X		SHEET 1 of 1
SIZE: A	ALL DIMENSIONS FOR REFERENCE ONLY DIMENSIONS ARE IN MILLIMETERS	REV:
SCALE: NTS		

REV	DATE	CHANGE	CHK	APPR
REVISIONS				

6

5

4

3

2

1

6

5

4

3

2

1

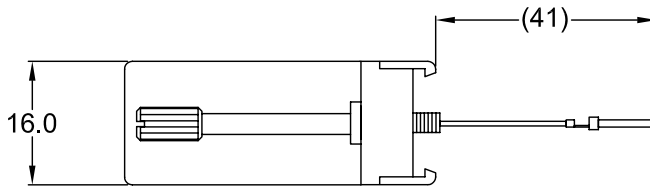
MATERIAL & FINISH:

Shell: Steel, Tin plating.
Contacts: Brass, Gold plating over Nickel.
Insulator: PBT & glass fiber reinforced, UL 94V-0.

D-SUB	A	B	C
09 PIN	49.3	32.8	19.6
15 PIN	39.3	41.5	23.0
25 PIN	39.3	55.0	34.0

ELECTRICAL SPECIFICATIONS:

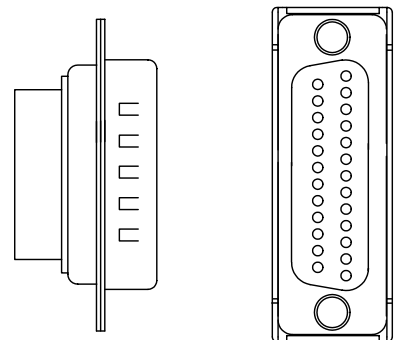
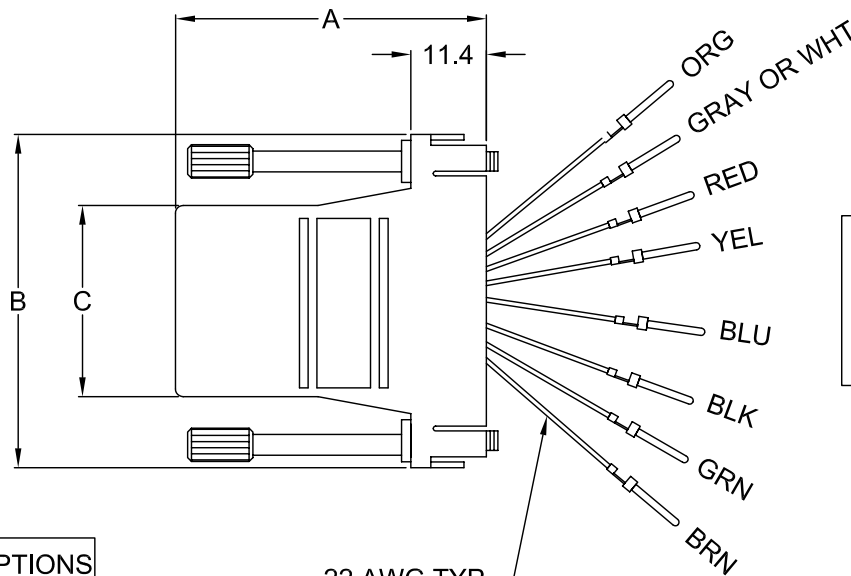
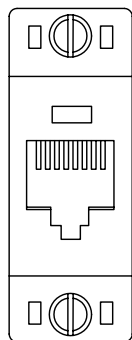
Rated Current: 3A
Rated Voltage: 300 VDC
Insulator Resistance: 3000 Mohm min. at 500 VDC
Contact Resistance: 15 mohm max.
Dielectric Withstanding Strength: 1000 VAC for 1 minute



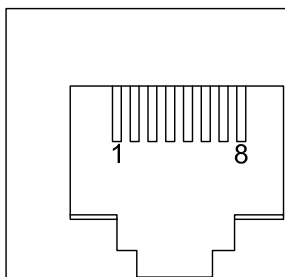
ENVIRONMENTAL:

Operating Temperature: -55°C to 105°C

NOTE: Replace first XX in part number with number of D-sub positions.



-XPXCX-X: SEE ORDERING CODE FOR OPTIONS



WIRE DESIGNATION		
POS #		COLOR
1	———	BLU
2	———	ORG
3	———	BLK
4	———	RED
5	———	GRN
6	———	YEL
7	———	BRN
8	———	GRY OR WHT

TOLERANCE UNLESS OTHERWISE SPECIFIED	
X	± 1
X.X	± 0.4
X.XX	± 0.20
DRAWN BY	DF
CHECK BY	DATE: 2/17/06
APPR BY	DATE:

Power Dynamics, Inc.

Phone: 973 560-0019 Whippany, New Jersey Fax: 973 560-0076

PART: D-SUB TO PHONE JACK
MALE

PART #: PDI-XXS-XPXCX-X

SHEET 1 of 1

SIZE: A
SCALE: NTS
ALL DIMENSIONS FOR REFERENCE ONLY
DIMENSIONS ARE IN MILLIMETERS

REV:

6

5

4

3

2

1

REV	DATE	CHANGE	CHK	CHK	APPR

D

C

B

A

D

C

B

A